



KEEP THE BEAT

SUMMIT COUNTY PUBLIC ACCESS DEFIBRILLATION PROJECT



December

Project Newsletter

2008

‘Keep The Beat Summit’ Project Continues On!

Although the federal funding for the Summit County Public Access Defibrillation Project ended in August of 2007, the project continues on strong into the future. The Summit County Ambulance Service continues to oversee the project and provide assistance to AED sites. Over the three years of grant funding we were able to place 186 AEDs in Summit County and adjacent RE-TAC (Regional Emergency Medicine and Trauma Advisory Council) counties. This includes 75 units placed in local Law Enforcement vehicles and 81 machines at 36 Targeted Sites. Over 1000 people were trained to use an AED and perform CPR; including 333 people working at AED sites.

Monarch Ski Patrol Has An AED Save!

Since the project began three years ago, there have been 17 uses of AEDs placed by the project. Of these, all but two were responses by members of our local law enforcement or ski area personnel. On January 3rd 2007 we had our first save at the Monarch Ski Area. As a result of the quick response by ski patrol, early CPR, and rapid defibrillation with an AED, this person survived to return home to their family! It is rewarding to see positive results of everyone’s hard work and training. Please remember to keep your CPR and AED skills current.



Copper Mountain Fire Department Firefighters In Action

Check Out Our Remodeled Website!



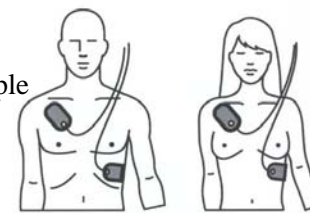
We created the website www.keepthebeatsummit.com to help our AED sites and the public continue to get the latest information about the project. It should be the first place you turn to for information on things like the Project Guidelines, Training Information, Useful Project Forms, Project History, and features an innovative training module for New User Orientation.

Continuous Quality Improvement, What Does It Mean?

Continuous Quality Improvement (CQI) for the ‘Keep The Beat Summit’ project is a process of reviewing AED responses, evaluating what went well and what didn’t, and then turning that information into teaching points for the entire group. In this way, all of our CPR/AED responders can learn from real-life experiences. The project Medical Director, the project staff, and responders involved review every AED use. We have found that overall we are doing a very good job but here are a couple of important points for everyone to pay attention to:

Make sure you have the correct adult AED pad placement

- The pad on the patient’s left side should be placed about 6-8” below the left arm pit
- The pad on the patient’s right side should be placed just below the collarbone and above the right nipple
- You can always refer to the diagrams printed on the AED machine and on the pads package
- Take the time to make sure your placement is correct



Ensure that chest compressions are deep enough and fast enough

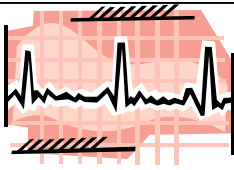
Chest compressions should be 1 and 1/2” to 2” deep on adult patients (1/3 to 1/2 the depth of the chest on children and infants) straight down over the center of the sternum between the nipples. Compressions should be hard and fast. Because a rescuer is working on a human being they are often concerned about pushing too hard; with the result being inadequate compressions. A person whose heart has stopped beating needs fast, strong compressions, allowing the chest to completely rebound between each compression.

‘Keep the Beat Summit’-Summit County Ambulance Service

PO Box 4910, Frisco, CO 80443, (970) 668-5777

Project Coordinator: Lin Denham nlind@co.summit.co.us

Project Director: Roger Coit rogerc@co.summit.co.us



FAQs:

What do I do if our Site has an AED use?

- Immediately contact your Site Coordinator to report the use (if your Site Coordinator is not available you should contact the Keep The Beat Project yourself).
- Complete the *AED User's Report* form located inside the AED case (you can find a digital copy of this form on our website).
- Your Site Coordinator should contact the Keep The Beat Project Coordinator at the Summit County Ambulance Service 970-668-5777 to report the use.
- A Project representative will come to your site to clean and restock the AED unit. They will also download data from the AED unit and review the call with the responder.

How often do we need to replace the battery or defibrillation pads in our device?

Pads should be replaced every (2) two years and batteries every (5) five. Your machines are marked with pad and battery expiration dates. The project will also send you a notification of when your pads and batteries are due to expire. You can find more information about replacing equipment and cost estimates on our website: www.keepthebeatsummit.com. You can purchase pads and batteries directly through Philips Medical online store, <http://shop.medical.philips.com/phstore/catalog/default.asp> although we recommend that you give us a call first so we can give you some tips to make the job easier.



Site Visits

The project staff will visit your site at least once a year to inspect the AEDs and touch base with your Site Coordinator and designated responders. This is a great time to ask questions about the project and review your list of responders and make sure they have current CPR/AED certifications.




Frisco Police Department Officers Display AEDs

Law Enforcement Corner

Winter AED care; don't let your pads freeze!

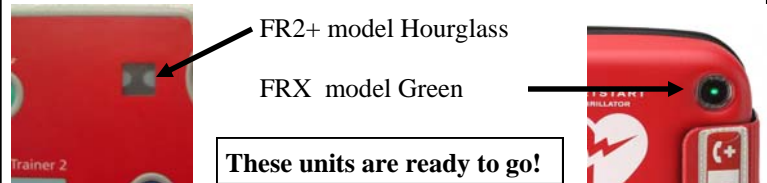
Law enforcement personnel, don't let your AED pads freeze by leaving the AED unit in out a cold vehicle. Sustained temperatures below 32°F will cause the adhesive/conductive gel to freeze. Take your machine in at night or when you are off duty!



General Information:

Are You Checking Your AED Regularly?

Just a reminder to check your AED on a weekly basis to make sure the machine is ready to go! Depending on the model of AED your site has, you should either see a green flashing light or a black hourglass shape in the upper right hand corner of the machine through the window in the case (see picture below). A red 'X', no green light, or beeping means the unit needs attention.



-Check to see that all the equipment is there and in working condition (see checklist inside the case).

-Complete the checklist paperwork. Checklists can be found on the website www.keepthebeatsummit.com/forms.htm

Tip: A great way to remember to do your weekly check is to put it on your digital calendar, such as MS Outlook, as a recurring event.

Pad Problems!

We have found that FRx model pads with expiration dates 12/2008 or 1/2009 tend to dry out, causing the machines to beep. It does not mean the pads are bad, just that the sensor is too sensitive. We have replaced most of these pads with newer ones, but there may still be a few out there. If you experience your machine beeping please call the Project at 970-668-5777.

Where Can I Take A CPR/AED Class?

- American Red Cross Egon Gerson Service Center (970) 262-0530
- Silverthorne Recreation Center (970) 262-7300
- Breckenridge Recreation Center (970) 453-1734
- Colorado Mountain College (970) 453-6757
- Summit County Ambulance Service (970) 668-5777

'Keep the Beat Summit'-Summit County Ambulance Service

PO Box 4910, Frisco, CO 80443, (970) 668-5777

Project Coordinator: Lin Denham nlind@co.summit.co.us

Project Director: Roger Coit rogerc@co.summit.co.us